


For Earth, For Life
Kubota

M

**KUBOTA
M6002 SERIES**

M6-122 – M6-132 – M6-142



A man with a beard, wearing a dark t-shirt with orange accents and grey trousers, stands with his arms crossed in a grassy field. Behind him is a large red tractor with a blue cab, and to the right are several large white hay bales. The background shows a sunset sky with orange and blue clouds over a distant landscape.

**Fresh
thinking is
the answer
to today's
challenges.**

The challenges facing the agricultural sector are becoming increasingly bigger. And when times are tough, only one thing helps: a new way of thinking. Envisaging alternative options and making smart decisions. For your next tractor purchase, this means opting for efficiency instead of image. For a tractor that can do tough work with top performance whilst under constant strain. And all that at a reasonable price. A Kubota tractor is exactly the right alternative at times like these.

A Kubota tractor with a red loader bucket full of white hay bales in a field. The tractor is orange and black, with a red loader bucket. The background shows a green field with trees and a cloudy sky.

**Tough
times need
unexpected
tough
performance.**

When it becomes increasingly more difficult to be successful, the time has come to take an uncompromising approach. And this means demanding unquestionable quality and reliability. Kubota meets these requirements with engines, which meet expectations when things get tough. You will be surprised by their performance, power, and fuel efficiency.

To be a partner who can facilitate new ways of thinking requires a certain degree of power and seriousness. Did you know that Kubota is a global, rapidly growing company for the professional agricultural sector? Just take a look at the decisions and steps we have taken in the last years. Surprised?

A new understanding of farming, enabled by a global player.

2012

Kubota acquires the Kverneland Group

2014

Opening of a new production plant in France

2015

Market launch of the M7001 series and the Kubota implements programme.

2016

Kubota expands its implements division with the acquisition of Great Plains

2020

Market launch of the brand new M6002 Series



A future-orientated portfolio doesn't end with tractors.

The demands in agriculture are not only high, but also extensive and varied. Kubota offers you precisely the right solution for all tasks – and all from a single source. With the largest range of implements on the market, our Kubota-ISOBUS offering and innovative solutions like the TIM (Tractor Implement Management) system, we are able to constantly think ahead and bring you solutions that enable you to achieve more. All Kubota machines and processes are optimally coordinated and guarantee maximum quality, efficiency and sustainability.

#Highlights



Kubota Farm Solutions

The cycle of success.

We understand that your success requires more than a powerful tractor. It needs an integrated system of products, services and support that work together to increase your future viability and competitiveness. Kubota Farm Solutions unites all our solutions in a single system. From intelligent technology to individual services, Kubota Farm Solutions is the perfect expression of our aspiration to always support you a little better, now and in the future.

Cabin

The M6002's spacious cabin offers a high degree of driving comfort and enables long days of relaxed working. Ergonomically optimised operating devices and numerous comfort features guarantee high efficiency and performance.

Glass sunroof

The M6002 has a large glass roof – ideal for overhead work. This gives a perfect view of the raised front loader.

Engine

Kubota's modern Stage 5 engine is designed to deliver maximum power with reduced fuel consumption. The 6.1-litre four-cylinder engine delivers ample torque over a wide speed range.



Hydraulics

The powerful hydraulic system of the M6002 is designed for maximum productivity. This versatile tractor can easily lift heavy implements thanks to its impressive lifting capacity, and even demanding front loader work is child's play.

Transmission

The M6002's modern powershift transmission impresses both in demanding fieldwork and during fast haulage operations. The tractor boasts a perfectly coordinated number of gears and the new "Xpress restart" function increases operating comfort.

Manoeuvrability

The unique Kubota front axle guarantees maximum manoeuvrability. At the same time, Bi-Speed steering guarantees an extremely tight turning radius. From a steering angle from 35° to 55°, boasting a steering angle is increased for added agility.



Performance

The Kubota M6002 is ideal for farmers who are looking for great manoeuvrability, excellent visibility, high levels of comfort and outstanding performance. Its versatility makes it the perfect solution for mixed farms, as well as dairy and cattle farmers.



Control

With the M6002, you literally have all controls at your fingertips. Integrated into the armrest, the modern multi-function lever gives you direct access to all important tractor functions.



Optimisation

The optional 7" K-Monitor gives the Kubota M6002 precision farming capability. This enables you to use fertilisers, pesticides and seeds efficiently, while significantly reducing your workload.



Value protection

Kubota tractors offer proven quality and excellent performance. With a maintenance contract, you can protect your investment for years to come. What's more, Kubota offers you up to five years warranty for the M6002.



Finance management

The M6002 is all about highly efficient, versatile work. With the help of Kubota Finance, you can invest in a technology that will make an important contribution to your long-term success.

A mighty engine under the bonnet

The Kubota M6002 has the most powerful 4-cylinder engine in the agricultural sector. Kubota's all new Stage V engine delivers full power over a wide speed range, even under varying loads. What's more, the generous 230-litre fuel tank means you can work long days without having to refuel.



Did you know?

Did you know that Kubota builds its own engines and is the world market leader for industrial diesel engines up to 100 hp? You'd be surprised to see how many machines in the world contain Kubota engines. Highest quality and efficiency are the key reasons for this success.



The tractor segment covering the 120-140 hp power range is increasingly demanding machines with high performance. The reason for this is that farmers want to use what are often heavy implements not just with their main tractor, which is usually more powerful, but also with their second tractor.

Engine capacity in a class of its own

Because of the need for versatility, farmers place a high priority on a tractor's engine and its performance. The M6002 has plenty to talk about, and there is huge power packed beneath the bonnet. With its impressive 6,124 cc displacement, no other current 4-cylinder engine in the agricultural sector offers more than Kubota's Stage 5 engine.

Boost function provides an extra 20 hp

For farmers, the high-capacity Kubota engine is a real advantage as it guarantees them maximum efficiency and reliability. The most powerful model, M6-412 delivers a full 143 hp at 1,900 rpm. On top of that, the Powerboost feature on all models can provide an additional 20 hp during road applications – ideal for fast haulage journeys or when more power is needed in demanding applications on the road.

Impressive torque

The large displacement of the Kubota engine is also reflected in its impressive torque. The engine can deliver over 600 Nm of torque across a wide speed range from 1,200 rpm to 1,900 rpm. This means plenty fuel and noise reduction in PTO Eco Speed mode.

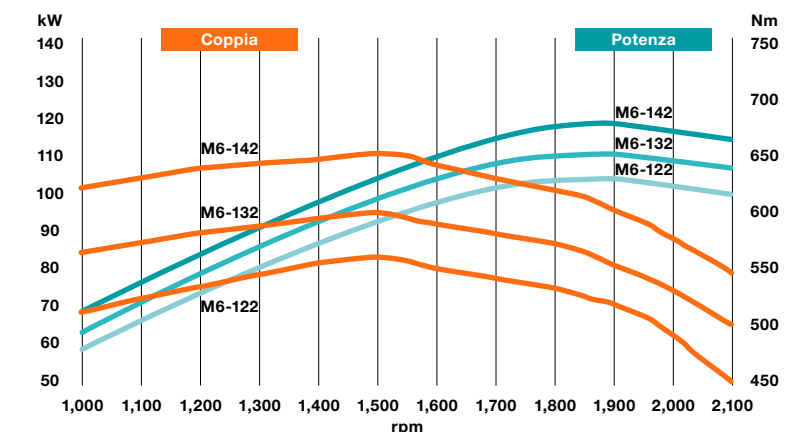
Optimum use of all PTO speeds

The constant torque output means you can use all four PTO speeds that this tractor offers as standard: 540, 540 ECO, 1000 and 1000 ECO. The two ECO PTOs are particularly useful when powering forage-harvesting attachments such as mowers, tedders and windrowers.

Uninterrupted work

The tremendous power of the 4-cylinder engine is yours to use throughout the day for many hours, without interruption. The M6002's 230-litre fuel tank ensures long operating periods without needing to refuel. The diesel particulate filter (DPF) also contributes to greater efficiency, with a cleaning interval that has been doubled to a maximum of 6,000 hours.

Power and torque





Did you know?
 Did you know that Kubota has held a leading position in the fields of construction machinery and compact tractors for many years in Europe? You will find the same experience and keys to success applied to the professional agricultural market.

Kubota engineered the M6002's new, stable and easy-to-use transmission for maximum performance and high-speed applications. As a result, you can rapidly accelerate a tractor of approximately 6,000 kg unladen weight and more than 3,800 kg payload to top speed without compromising manoeuvrability.



Optimally graded gearbox
 Eight powershift speeds in three robotized ranges give you 24 forward and 24 reverse gears, which are simple to shift. Add the optional creeper range and this increases to 32/32 forward and reverse speeds – the perfect configuration for an extremely wide range of applications in the field, as well as for transport and feeding work. Starting from just 0.2 km/h, you can precisely adjust the working speed to suit your requirements. In ECO mode, maximum transport speed is achieved in a fuel-saving and thus cost-saving manner at an engine speed of just 1,689 rpm.

Stopping without coupling
 The "Xpress restart" feature is really useful. This new function allows you to stop the tractor without using the clutch simply by pressing the brake pedal. The main clutch is controlled directly by the brake pedal. "Xpress restart" handling is particularly good for repetitive tasks such as feeding, where you can precisely control the front loader, for example, without having to use two pedals. "Xpress restart" is activated and adjusted using a simple dial. There is no need for an experienced driver to do this – another important point for farm managers.

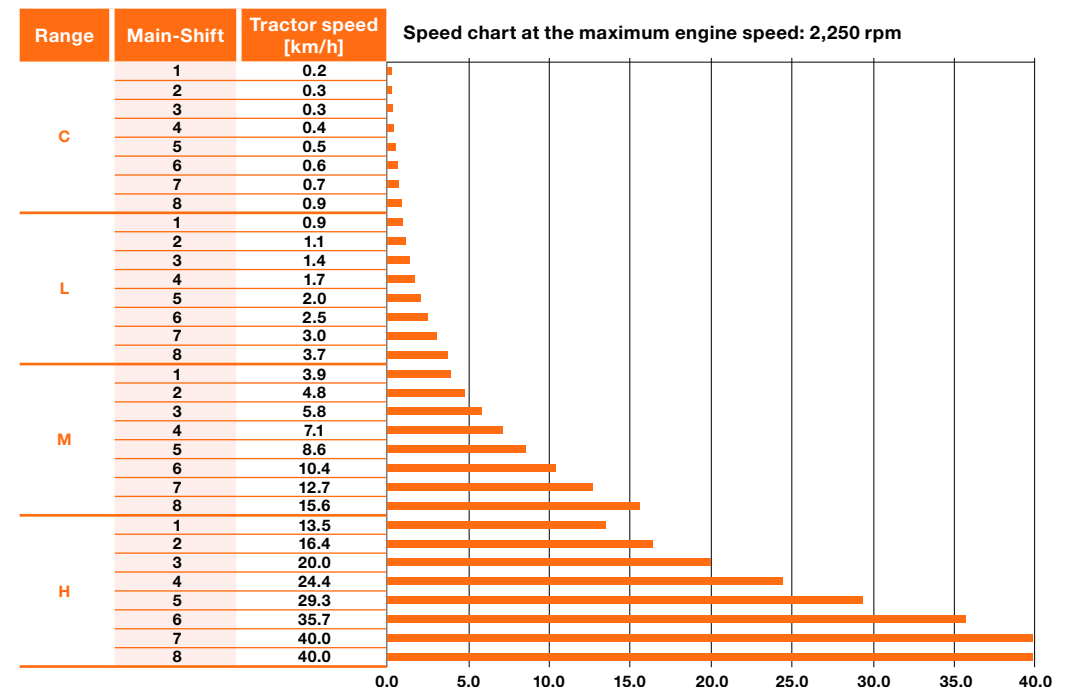
Adjust shifting aggressiveness
 You can adjust the aggressiveness of the powershift to the driving speed on the K-Monitor. This allows you, for example, to react flexibly to the weight of an attached load, such as an empty or full trailer or slurry tank, and to shift gears smoothly.



Designed for demanding tasks

The M6002's gearbox has been designed for high speeds and payloads. You can shift gears at the touch of a button or via a multi-function lever. The new "Xpress restart" function, which allows you to stop the tractor without having to clutch, guarantees even more operating comfort.

New Power Shift Transmission



Impressive hydraulic performance

The M6002's powerful CCLS hydraulic pump gives you full control of all hydraulic functions. At the same time, the tractor's hydraulics have a literally hands-on feel to them, as they easily cope with even heavy implements.



All M6002 Series models are equipped with a CCLS (Closed Centre Load-Sensing) hydraulic pump as standard. This system provides 115 l/min of oil to the hydraulic valves and the front and rear linkages. Three mechanical valves are standard on the M6002, with an additional mechanical valve available as an option. All hydraulic valves are equipped with flow control to optimise the implement work and the tractor also features low-pressure control on the front loader valve.

Tons of lifting power

The CCLS hydraulic system provides a full 7,000 kg of lifting power on the rear power lift and 3,260 kg on the front. This makes it easy to lift even very heavy implements such as reversible ploughs, cultivators or large combination seeders. Even at low engine speeds, the system ensures high and efficient hydraulic flow, fast response and smooth front loader operation.

More than a simple CCLS hydraulic pump

CCLS technology supplies not just the main hydraulic components but also the trailer brake, steering unit, transmission control and the standard front axle suspension. Because it is a single hydraulic pump with two filters, this simplifies maintenance of the hydraulic system and reduces the overall noise level.



Support for steering operations with the CCLS solution

By contributing to the power steering, the M6002's hydraulic pump helps you to steer more easily, which reduces fatigue. You will also appreciate the smooth steering when working with a front loader in confined spaces or steering on headlands.





Perfect view of the front loader

The M6002's enlarged sunroof gives you an excellent upward view. This means you can easily see the tools attached to the new-generation front loader when it is fully raised, even though the lifting height has been increased.

Enhanced comfort for productive work

The M6002 is in a class of its own when it comes to the comfort it offers operators, allowing them to concentrate fully on the job in hand. To ensure top levels of comfort on uneven, rough ground, the tractor is equipped with high-performance cabin suspension as standard. The spring cab suspension provides greater driving comfort as well as protecting your health. And talking of comfort and health: the premium Grammer seat features excellent suspension and padding as well as large armrests.

Even passengers get a comfortable seat

With the M6002, it's not just the driver who sits comfortably. All models are equipped as standard with a full-size passenger seat.

A cabin that sets new standards

The cabin of the Kubota M6002 offers you a huge amount of space, comfort levels equivalent to a premium tractor and the ergonomically optimised arrangement of all operating devices. Taken together, this creates the ideal conditions for maximum productivity.

The operator's cabin is the "workroom" for many farmers on long working days. For this reason, farmers place high demands on space, ergonomics and comfort. The new cabin of the Kubota M6002 effortlessly satisfies these requirements.

Plenty of space and excellent visibility

The wide-opening doors make it safe and easy to get in and out. Once inside the 1.66 m wide four-pillar cabin, you will be pleasantly surprised by the generous amount of interior space. This is true of the windows as well. Along with the rounded engine cowling, the generous amount of glass gives you an excellent view of the front working area. Despite the size of the Stage 5 engine, Kubota has succeeded in maintaining the dimensions of the cowling while simultaneously integrating a larger engine cooling system.



Everything under control

With the Kubota M6002, you have all the important functions in view and at your fingertips. Control elements are logically arranged and easy to operate, giving you optimum support in your daily work.

Integrated into the armrest, the modern multifunction lever gives you central access to all key functions and is easy to operate with one hand. There is no simpler and more ergonomic way to control tractor functions – providing the perfect basis for high productivity.

All operating elements within easy reach

The comfortable armrest is standard on all models. All controls are positioned within easy reach in the armrest and on the ergonomic side console. This guarantees a high degree of operating convenience and stress-free working.



Shift at will

Besides the optimally positioned joystick, a variety of control buttons can be found in the armrest. These allow you to easily control and operate every function. For example, you can shift the transmission by pressing the multifunction lever forwards or backwards, or by pushing the button on the left side of the armrest. Whichever you prefer.



Did you know?

Did you know that Kubota has production facilities in seven European countries? This proximity to the market is part of the company philosophy. Furthermore, the same importance is attached to the high Japanese quality standards in every factory, whether in Germany, France or Japan.

The perfect combination of tractor, front loader and tools

The front loader acts as your extended arm for numerous jobs in the yard and field. The more closely the front loader is matched to the tractor, the more efficiently and smoothly you can work with it. With our new front loaders for the M6002, Kubota is once again setting the standard for productivity and versatility.



Did you know?

Did you know that Kubota is not only one of the top-50 most recognised brands in Japan, but also one of the largest tractor manufacturers in the world? In 2014 alone, Kubota produced more than 180,000 tractors.



The M6002 front loaders are completely new. Kubota decided to develop a new front loader for the important 120-140 hp tractor class, in partnership with a leading European manufacturer.

The ideal front loader for every task

The result of our joint development work is not just one front loader, but five different models – from functional to premium. The different models optimally meet the requirements of the respective operation in terms of power and lifting capacity. Maximum capacity can be as much as 2,450 kg.

Perfectly matched

Tractor and front loader are ideally matched to each other. Perfect control and optimum visibility are essential for efficient front loader operations. The new front loaders offer both characteristics. For example, the joystick that controls all the functions of the front loader is ergonomically positioned in the cab and within easy reach of the operator. This is a major difference to retrofit kits, for which you first have to find a place in the cabin. By the way, the joystick also controls the front linkage. On top of that, the extremely stable but slim frame makes a further contribution to the tractor's excellent visibility.

Complete solution to support efficient work and comfort operation.

AUTO-LEVEL SYSTEM®

The AUTO-LEVEL automatically repositions the bucket to a preselected position, with a simple press of a button.

AUTO-UNLOAD SYSTEM®

With a single movement, the AUTO-UNLOAD System controls the simultaneous movement of the grab and the bucket: opening the grab and dumping the bucket for quick and effective emptying.

SPEED-LINK 2 SYSTEM®

Automatic hitching/unhitching of implements and hydraulic and electrical functions. The SPEED-LINK System® allows you to hitch and unhitch all of your implements without leaving the tractor. It also enables the use of the 3rd and 4th functions.

Huge range of tools

All tools can be optimally combined with each other. Regardless of whether you use MX, Euro or SMS tools, the quick-change frame of the front loader is suitable for all of them. You can choose from a huge variety of tools. As well as the extensive selection of Kubota tools, you can select any of the implements supplied by our partner company, which currently offers the largest portfolio of tools for front loaders.



Did you know?

Gonshiro Kubota founded the company because he was no longer able to watch people suffer from polluted drinking water. So he started manufacturing products for a clean water supply. Since then we provide various products that contribute to improving the living conditions of people and society. That is what "For Earth, For Life" stands for.



As agile as a compact tractor

Unmatched manoeuvrability is part of the DNA of Kubota tractors and the M6002 is no exception. The portal front axle with bevel gear drive and Kubota's Bi-Speed technology give it exceptional agility.

The M6002 is much easier to manoeuvre than comparable tractors of this size. With 480/65R24 & 650/60R38 tyres, its turning circle is 4.5 meters. This makes it as nimble as a compact tractor, even when performing the most demanding tasks.

Unique steering angle

The tractor's unique manoeuvrability is based on the portal front axle with its bevel gear drive, which enables an exceptional steering angle of 55°. The benefits of this are obvious whenever space is tight, such as in small yards. On headlands, even with heavy implements like cultivators and ploughs, it can often make tight turns in one go, where other tractors need to swing wider or reverse. This saves valuable time.

High ground clearance for low-impact operation

Thanks to its bevel gear drive, the M6002 has an impressive ground clearance of 56 cm – higher than tractors with a universal joint front axle. This is ideal to avoid damaging large haystacks when forage gathering, for example. You can also use the tractor for cultivating taller crops where other tractors are unable to cope.

Robust, sealed axle

The robust axle of the M6002 is completely sealed, meaning that it is unaffected by heavy soiling from mud and dirt. All stressed components are lubricated and the lubrication points have been reduced to a minimum. In addition, the new design dispenses with universal joints. The result is reduced maintenance and a long service life of the axle components.




Manoeuvring in the tightest spaces

Another important success factor is Kubota's innovative Bi-Speed technology, which makes turning even easier. If the turning angle of the front wheels exceeds 35°, the rotational speed of the front wheels automatically increases in relation to the rear wheels. This gives you optimum traction and reduced slip, as well as smoother turning that is gentler on the ground. Even tight turning manoeuvres with the front loader fully raised are no problem.



Focus on more productivity

The optional 7" K-Monitor is the heart of the M6002's precision farming capability. With 100% ISOBUS compatibility, it gives you unrestricted access to all ISOBUS implements and machines on the market. This results in efficient use of equipment or consumables and provides the operator with a wide range of benefits.



The proven, AEF-certified 7" K-Monitor is available as an option for the M6002. ISOBUS capability and an optional automatic steering system make the tractor ready for precision farming, enabling precise use of resources and efficient headland management.

Intuitive operation

The user-friendly, intuitive K-Monitor lets you easily set all the necessary control functions and view all information in one place. Thanks to 100% ISOBUS compatibility, the touchscreen panel allows you to use all ISOBUS implements and machines cost-effectively and manage all tractor information and settings. This makes productive work a breeze.

Major cost and time savings

GEOCONTROL is integrated into the 7" K-Monitor. In combination with a GNSS receiver, this feature enables part width section control and part area

specific application of fertilisers, pesticides and seeds. This saves you time and consumables and reduces your costs. At the same time, it makes a smaller impact on the environment. Additional time-savings are achieved by the headland management system, which automates the entire operating sequence on the headland and also forms part of this solution.

Excellent connectivity

The 7" K-Monitor is compatible with the Farm Management Information Systems (FMIS) of all leading suppliers. Tasks are sent and received in the vendor-independent ISO-XML format. Multiple tasks can be transmitted simultaneously. Safe and secure data transmission between the farm computer and the monitor is guaranteed. What's more, the Kubota terminal can generate reports with a variety of information, such as position in the field, working time, resources used, etc. This can take a considerable amount of pressure off your office work.

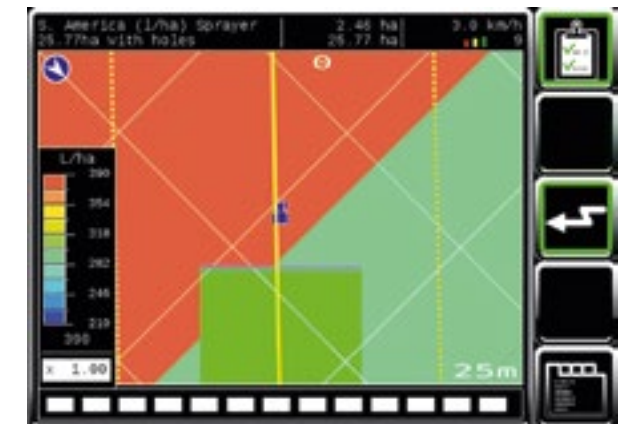
Did you know?

Did you know that Kubota is an ISOBUS pioneer? Kverneland Group, a member of the Kubota group, invented the ISOBUS technology. And incidentally, Kubota is also leading the industry in AEF certified ISOBUS compatibilities.



Section Control

With a license for section control, the implement is able to regulate the beginning and end of the tracts of land by itself. Thus saving costs by avoiding overlaps.



Variable rate

With a license for variable rate application, the implement is able to regulate the application amount itself in combination with a geo-referenced map. Which increases yields per hectare, saves costs and improves driving convenience.

#Value Protection

Getting the most out of your tractor, long term

Kubota makes your life easier and our Kubota Care Extended Warranty option keeps your tractor running as smoothly as it did on day one. This ensures that the value of your machine is reliably protected, far into the future.



Kubota Care Benefits



Price Increase Protection
Protects you against

- ▣ Inflation
- ▣ VAT
- ▣ Parts
- ▣ Labour Prices



Genuine Parts
Protects your machine through exclusive usage of Kubota Genuine Parts.

Kubota Parts and Service
Reliability > for the Job Ahead



Cost Protection
In the case of a warranty claim there will be no additional charge.



Dealer Contact
In the case of a claim your dealer is your point of contact. That means no hassle with third-party providers and ensures everything works smoothly.



Professional Treatment
Nobody knows your machine better than Kubota trained technicians operating with specialist tools qualified by Kubota.



Resale Value
Increase your machines resale value. Kubota Care is transferable to the new owner.

The Kubota name is widely respected for representing top Japanese quality. All Kubota machines are designed for the toughest working conditions and long running times. Even so, it is impossible to avoid unforeseen damage over the years. With Kubota Care, you can easily cope with the risk of unexpected costs in the future. At the same time, you can avoid unplanned downtime and stay profitable over the long term.

Comprehensive services

Kubota Care is a comprehensive warranty extension to protect your investment by supporting a high resale value. The package includes all components covered by the contractual warranty. In the event that a warranty repair is necessary, you are naturally protected from paying any fees.

The perfect solution

Kubota Care takes one potential worry out of farming life. This service package offers you maximum operational and cost security as well as complete protection beyond the usual warranty obligations. Kubota Care provides you with a fully extended warranty as well as complete protection with a full extended warranty of up to 5 years or 5.000 hours (whichever comes first).

Full Warranty Coverage

What does Kubota Care cover?

Kubota Care is a comprehensive warranty extension that covers all components which are covered during the contractual warranty. And if a warranty repair is necessary of course i.e. excess fees will be charged to you.



#Technical data

Model	M6-122	M6-132	M6-142	
Engine	V6108-TIEF5			
Number of cylinders/valves/aspiration	4/4v/turbo charged and intercooler			
Engine power output (ECE R120)	hp (kW)	123 (91)	133 (98)	143 (106)
Max. power incl. Transport Power-boost	hp (kW)	143 (105)	153 (113)	163 (120)
Displacement	cm ³	6,124		
Nominal Power	rpm	1,900		
Max. torque	Nm	549	594	645
Max. rpm torque		1,500		
Alternator/battery	Alternator:150Amp (Std), 200Amp (Opt) Battery:174Ah (20HR)/1400CCA			
Fuel/Ad blue tank capacity	l	230/20		
Transmission				
Type of powertrain	Powershift			
Number of speeds	forw./rev.	24/24		
Number of speeds with creepers	forw./rev.	32/32		
Max. travelling speed	km/h	40 Eco		
Main speeds	8 Powershift with smooth adjustment; autoshifting mode			
Speed ranges	3 GST ranges robotized			
Shuttle	Electrohydraulic with progressivity adjustment			
Main clutch	Multi-disc oil bath clutch, electro-hydraulic; including Xpress restart function			
Brake types	Hydraulic, oil bath multi-disc with automatic 4-wheel drive engagement			
4-wheel drive engagement	Electrohydraulic; ON/OFF/Auto			
Differential lock (front/rear)	Electrohydraulic			
Hydraulic system				
System	Standard full CCLS technology (LS front axle, LS power steering, LS trailer brake, LS rear valve)			
Pump capacity	l/min.	115		
Rear power lift	Auto lower link CAT 3			
Control system	EHR/lower link sensor			
Category	II/IIIN			
Rear linkage capacity	kg	7,000		
Front linkage capacity	kg	3,260		
Hydraulic valve type	Mechanical			
Number of control valves	3 (option 4)			
Rear PTO shaft speed	rear	rpm	540 / 540E / 1,000 / 1,000E; with smart PTO activation	
	front	rpm	1,000	
Tyres size				
Front	Min : 320/85R28 Max : 480/65R24			
Rear	Min : 320/90R46 Max : 650/60R38			
Dimensions & weight				
Overall length	mm	4,620		
Overall height	mm	2,890		
Overall width	mm	Min: 2,110; Max: 2,511		
Wheelbase	mm	2,690		
Shipping weight	kg	6,000		



Model	M6-122/M6-132/M6-142	
A Overall length	mm	4,620
B Wheelbase	mm	2,690
C Cab height (from centre of rear axle to cab roof)	mm	2,098
D Overall height	mm	2,890
E Overall width	mm	Minimum: 2,110; Maximum: 2,511
F Track width	mm	1,584–2,092
G Ground clearance	mm	560

* Standard tyres size: 420/70R24, 520/70R38

Front loader specifications					
Loader model	LK2400H	LK2100H	LK2200M	LK2100M	LK2100U
Self-levelling type	Hydraulic	Hydraulic	Mechanical	Mechanical	Mechanical
Maximum Height on Pivot point	mm	4,150	4,000	4,150	4,000
Max. height under horizontal bucket	mm	3,900	3,750	3,900	3,976
Maximum height under dumped bucket	mm	3,350	3,200	3,350	3,200
Digging depth	mm	200	200	200	200
Dump angle at full height	°	55	55	55	55
Crowd angle at ground level	°	52	52	47	47
Lifting capacity at implement pivot, ground level	kg	2,750	2,400	2,400	2,400
Lifting capacity at implement pivot point over the entire lifting range	kg	2,450	2,190	2,200	2,200
Payload capacity on pallet at 0.60 m out on forks at ground level	kg	2,410	2,080	1,825	1,780
Raising time	s	6.2	5.4	5.4	5.4
Dumping time	s	1.4	1	2.2	1.8

Kubota (U.K.) Limited

Dormer Road Thame, Oxfordshire, OX9 3UN

Website: <http://www.kubota.co.uk>

Every effort has been made to ensure that the contents of this publication were accurate and up-to-date at the time of going to press. All rights reserved. No part of this publication may be reproduced in any form by any means, without prior permission of Kubota. Kubota reserve the right as a manufacturer to amend and update any specification or performance information without notice, if required.



Kubota